



FAMILY HISTORY FOR HOMESCHOOLERS

CONTRIBUTED BY: *Taralyn Parker*

These activities work best with a Family Search account with at least four generations filled in.

BEFORE YOU BEGIN: Be sure to visit our website and fill out the Pre-Experiment Survey!

TAKE SURVEY

1 WHAT'S IN A NAME?

Create name art! Choose a fun way to be artistic with your name from [this Pinterest board](#) or come up with an idea on your own!

Talk together about the meaning behind each family member's name and why they were given it.

2 WHAT IS YOUR STORY?

Start a journal in a binder. Put your name art in it as your first page! It can be a picture journal, a combo of pictures/writing, or just writing. Use clear sheet covers so you can slide in your artwork. Include lined pages for writing and blank pages for art.

Make a goal to journal regularly for the next 20 days about the fun things you are learning!

3 ALL ABOUT ME

Visit the [Family Search All About Me page](#) to discover fun facts and quizzes about the year you were born and your name. Choose some favorite facts and write them in your journal. Did anything surprise you?

4 GROW YOUR FAMILY TREE

Let's take a look at the branches of your family tree. Create a four generation family tree starting with your child. You can print pictures, draw pictures, or just do names.

Print a free template from [this Pinterest board](#) or create your own.


5 READ WITH ME

Did your ancestors leave stories behind? Visit the memories section of Family Search to see! Go to your tree in [Family Search](#). Change the view to fan chart and click on stories. It will show you all your ancestors who have stories! Choose a few each day to read. Be on the lookout for meaningful quotes to use tomorrow.

6 QUOTE ME

Have you come across any quotes from your ancestors? Print out the quote and hang it where you can regularly read it together. Memorize their words!

Want to do more? Copy down the quote to practice your handwriting! If you weren't able to find a quote, print a famous one that inspires you that you would like to learn.



FAMILY HISTORY FOR HOMESCHOOLERS

PAGE TWO

7

RECREATE A HOME

Find a photo of an ancestor's home and recreate it! Don't have a photo? Recreate your own home! Use Legos, Minecraft, whatever your favorite building materials are.

8

TAKE A VIRTUAL FIELD TRIP

Until you are able to walk where your ancestors walked, virtual field trips are the next best thing! There are hundreds of virtual field trips all over the world - historical sites, museums, national parks.

Choose a topic/location that relates to your family history and enjoy a field trip together. Be sure to write about it in your journal!
Find fun field trips [here](#)!

9

LEARN ABOUT THE CENSUS

Census records are an important part of your family's history. Learn more about what a census is and how to use it through these two activities.

Complete your own family census or conduct a census with your toys!
Find the census activity in the [Family History Activities Guide](#)

[More fun ways](#) to learn about the census

10

YOUTUBE IT!

There are many family history tutorials available on YouTube. These are a few of my favorite channels for How Tos for children, teens, and adults! Choose your favorite and write about what you learned in your journal.

[Family Search/YouTube](#)

[The Genealogy Kids](#)

[Minute Family History with Modern Genealogy](#)

[Day Family Connections Experiment](#)


11

LEARN A LANGUAGE

Take another look at the Family Search fan chart. Remember what countries your ancestors came from? What languages are spoken in those countries? Learn how to say, hello, goodbye, and thank you in another language.

[Google Translate](#) works great for this!

Want to learn more? Sign up for free language lessons on Duo Lingo.



FAMILY HISTORY FOR HOMESCHOOLERS

PAGE THREE

12

MAKE A RECIPE

Let's go to the kitchen today! Choose a favorite family recipe and make it together. Share stories/memories about the recipe. It may also be fun to make a recipe from your ancestors' homelands. You can explore recipes from all over the world [here](#).

13

COMPARE A FACE

What ancestors do you look like? Watch [this How To](#) about using [Compare a Face](#) on Family Search and then try it for yourself!

14

PLAY GENEOPARDY

Test your family tree knowledge through a fun game of [Geneopardy](#)! This game covers dates, places, people, and facts.

15

PICTURE MY HERITAGE

Have fun creating an infographic with Family Search's [My Heritage feature](#). Learn facts about your ancestors homeland and see how you would look in their clothes! Print the graphic and put it in your journal.

16


WRITE A LETTER / SEND A MARCO POLO / WRITE OUT QUESTIONS

Today we are going to communicate with our family members. Choose whether you would like to write a letter, phone a family member, or use the Marco Polo app. In your communication, ask questions and record your family members responses in your journal. Some of the questions you could ask are, "What was your favorite thing to do after school as a child?" "What was your favorite holiday growing up and why."

17

COLOR THEIR WORLD

Use the ColorScope app to create coloring pages from ancestor or current family photos. Color the pictures together and share stories about the family members. Perfect for hanging up on the fridge and putting in your journal binder.



FAMILY HISTORY FOR HOMESCHOOLERS

PAGE FOUR

18 DRESS LIKE AN ANCESTOR AND TAKE PICTURES

Look at pictures in your Family Search family tree or family photo albums for costume inspiration! Need more inspiration, learn about what children wore in different decades through these [Family Search articles](#).

19 PLAY A GAME

What games did your ancestors play? Ask your parents and grandparents what their favorite games were to play as children. Try them out together!

Choose a few favorites from [this list of traditional games](#) to learn about and play.

20 RECORD YOUR STORY

Find a fun way to record your own story! Family Search has questions and a recording feature on their website [here](#).

You can also make a video or do a time capsule interview. More info [here](#).

21 KEEP LEARNING!

Have fun flipping through your journal today and reviewing everything you have learned this month! Ready to keep learning?

This link takes you to [41 more fun ideas](#) as well as a 28 page printable free workbook!

Family Search has many [more fun ideas](#) as well.

NOW THAT YOU'RE DONE: Be sure to visit our website and fill out the Post-Experiment Survey!

**TAKE
SURVEY**

plan author

TARALYN PARKER



keepmovingtara



keepmovingforwardwithme



taralyn.parker@gmail.com



Share your progress with us on [Facebook](#), [Instagram](#), [Twitter](#), or [TikTok](#) using the hashtag #21DayExperiment

FAMILY HISTORY FOR HOMESCHOOLERS



CONTRIBUTED BY: TARALYN PARKER, Utah, U.S.

DAY 1

☐

What's In a Name?

DAY 12

☐

Make a Recipe

DAY 2

☐

What Is Your Story?

DAY 13

☐

Compare a Face

DAY 3

☐

All About Me

DAY 14

☐

Play Geneopardy

DAY 4

☐

Grow Your Family Tree

DAY 15

☐

Picture My Heritage

DAY 5

☐

Read With Me

DAY 16

☐

Write a Letter / Send a Marco Polo / Write Out Questions

DAY 6

☐

Quote Me

DAY 17

☐

Color Their World

DAY 7

☐

Recreate a Home

DAY 18

☐

Dress Like an Ancestor & Take Pictures

DAY 8

☐

Take a Virtual Field Trip

DAY 19

☐

Play a Game

DAY 9

☐

Learn About the Census

DAY 20

☐

Record Your Story

DAY 10

☐

YouTube It!

DAY 21

☐

Keep Learning!

DAY 11

☐

Learn a Language